



1935-88 KING LEE SLEEPER COLLECTION






L1935-88 KING LEE SLEEPER COLLECTION

SHOWN IN FABRIC



1935 LEE SLEEPER COLLECTION FEATURES AN AWARD WINNING, PATENTED SLEEP SYSTEM WITH NO BARS, NO SPRINGS AND NO SAGGING.

STANDARD WITH SMALL NAIL HEAD STANDARD CUSHION – **naturalLEE** CUSHIONS ARE NOT REVERSIBLE

	UPHOLSTERY	LEATHER	COVERALLS	OVERALL	INSIDE	SEAT	ARM	BACK RAIL HEIGHT	DEPTH WHEN OPEN	MATTRESS WHEN OPEN
 KING LEE SLEEPER COLLECTION	1935-88	L1935-88	N/A	W85 D38 H37	W79 D22 H19	H19	H25	H34	D84	W76 D80
 QUEEN LEE SLEEPER COLLECTION	1935-78	L1935-78	N/A	W69 D38 H37	W63 D22 H19	H19	H25	H34	D84	W60 D80
 TWIN LEE SLEEPER COLLECTION	1935-58	L1935-58	N/A	W48 D38 H37	W42 D22 H19	H19	H25	H34	D84	W39 D80

