

SEMBLANCE

MODULAR SYSTEM

PACKAGE 5413-PD

COMPONENT LIST



Component List

15020

A x 2
B x 2
C x 4
D x 4
E x 4
F x 1
G x 1
H x 1
I x 1
X x 4

WALL
CEILING
FLOOR

15025

15031

J x 2
K x 4
L x 8

15001

E x 4

15011

J x 2
K x 4
L x 8

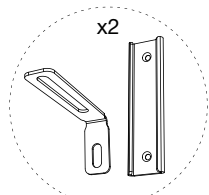
15041

S x 1
T x 1
U x 1
M x 1
N x 1
O x 4
E x 11
Y x 2
P x 1

15040

Q x 1
R x 1
M x 1
N x 1
O x 4
E x 12
P x 1

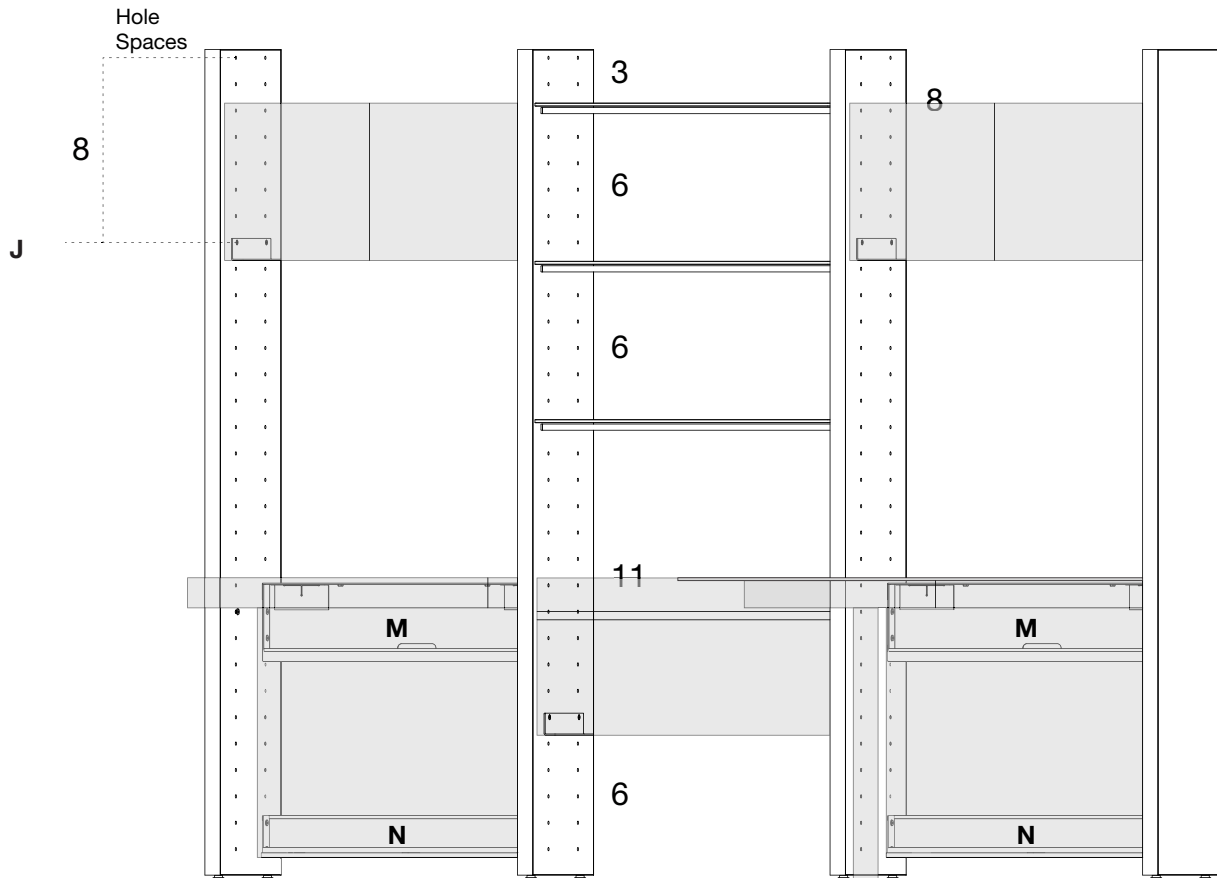
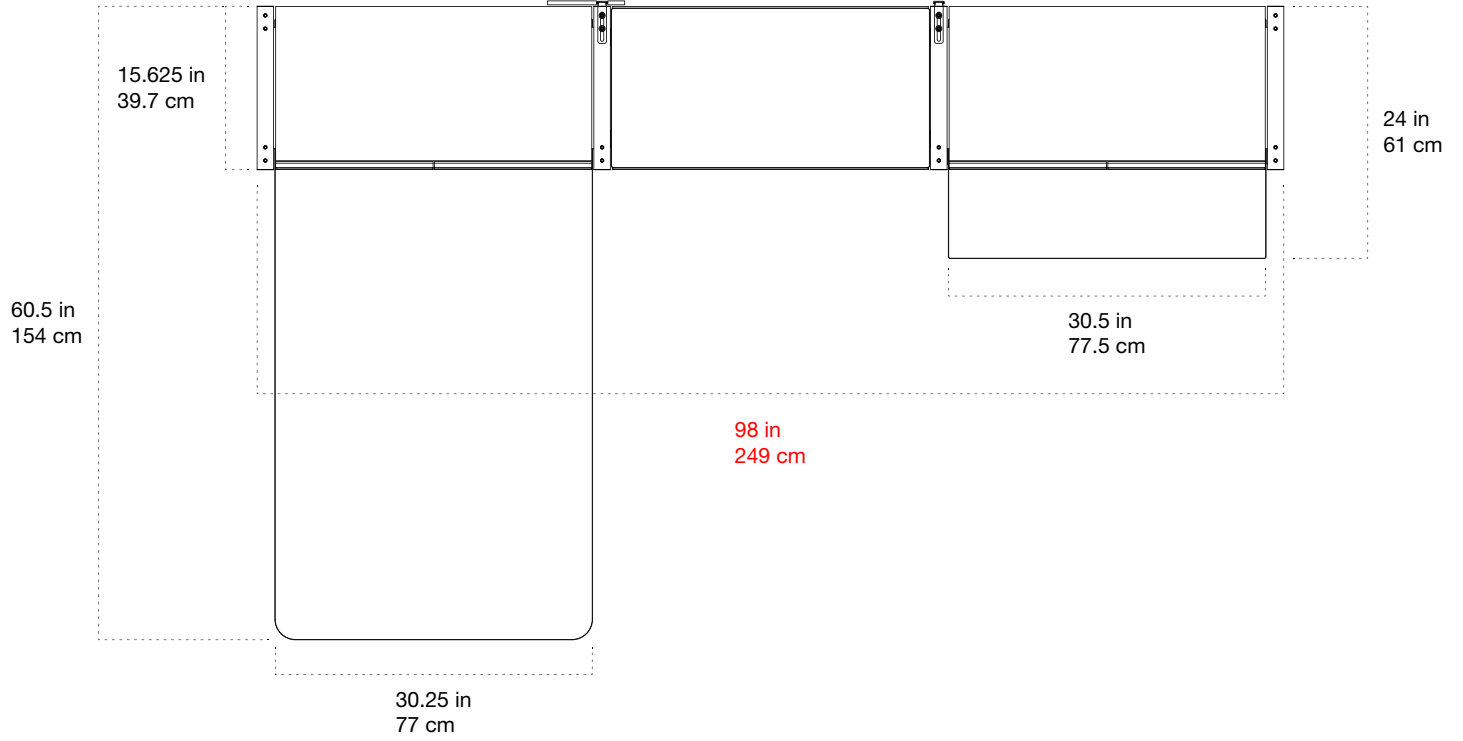
Model Details



Double Spacing

27.25 in
69.3 cm
to Bracket Template

TOP VIEW



SEMBLANCE

versatility

The same components can be configured in countless ways to create a variety of looks. The panels, cabinets and shelves can be positioned in any fashion desired and can be reconfigured easily when needed.

