



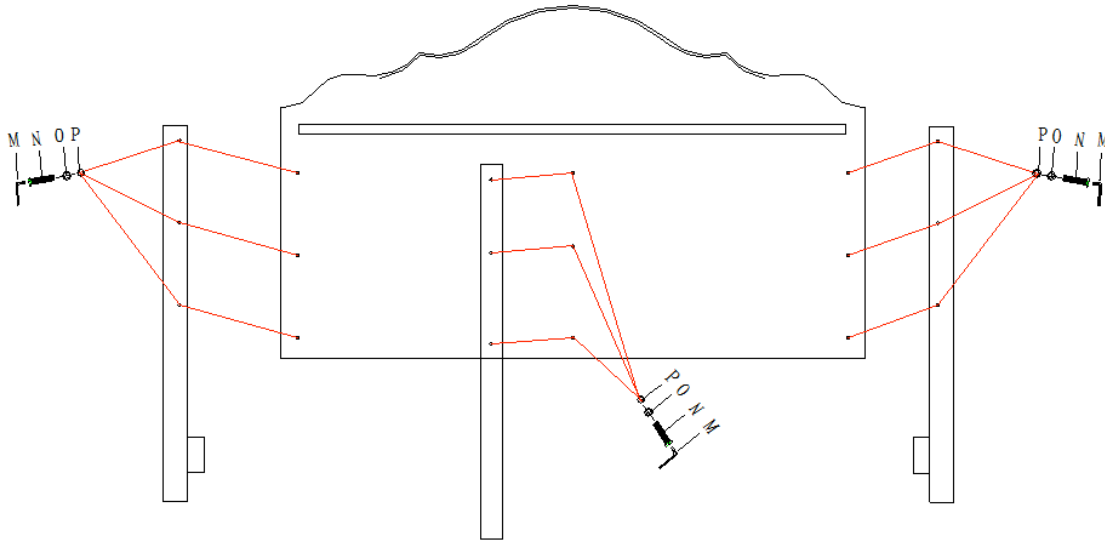
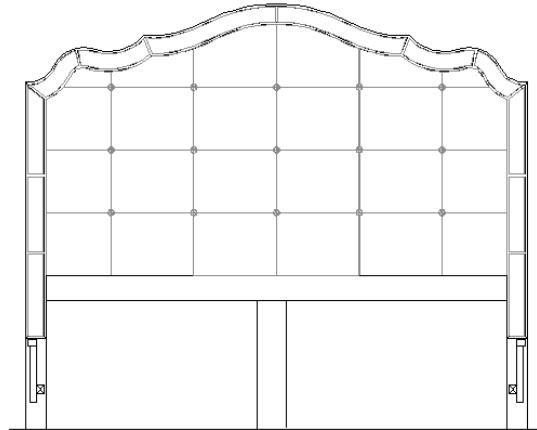


ASSEMBLY INSTRUCTION

ITEM # 1610-90151-EGLO 5/0 Mirrored Panel Headboard

Caution: Please make sure you have all parts indicated below prior to assembly. This headboard is heavy and can best be assembled with the help of two people.

NO.	HARDWARE LIST		Q'TY
M		ALLEN WRENCH	1
N		40MM BOLT	9
O		LOCK WASHER	9
P		80MM BOLT	9



Assembly steps:

Attach each post to each side of back, using bolts (N), flat washers (O) and lock washers (P). Secure bolts (N) by allen wrench (M). Then attach and secure the middle post to the center of back in the same way.

Cleaning Instruction: Clean finished parts with a mild dishwashing liquid and water solution on a damp cloth. Polish the finish with soft cloth and an industry recognized furniture polish.