









ASSEMBLY INSTRUCTION

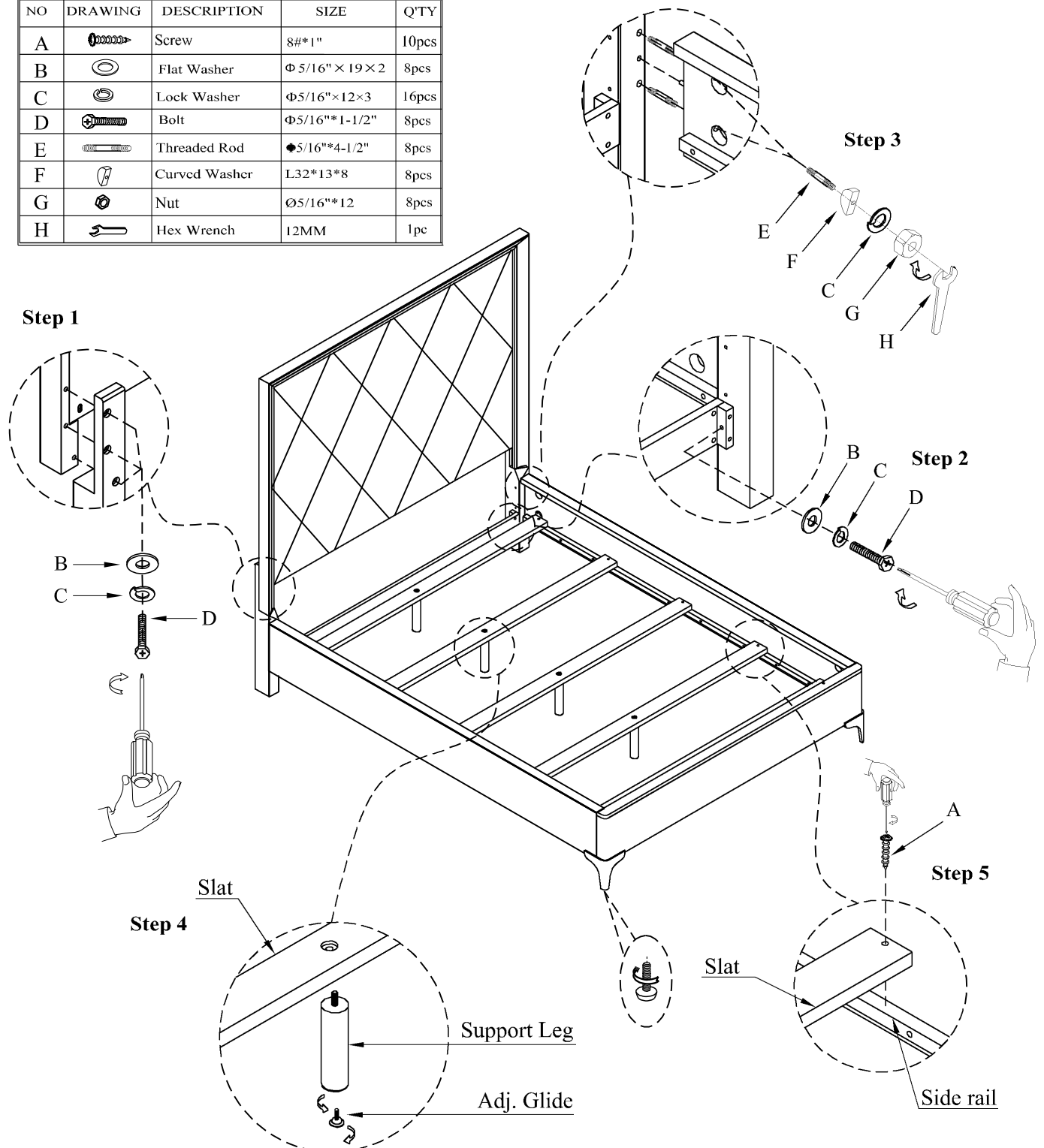
Item: 6033-90267-85 6/0-6/6 Panel Headboard
 6033-90268-85 6/0-6/6 Panel Footboard
 6033-90253-85 5/0-6/6 Rails
 6033-90263-85 6/0 Rails

Thank you for purchasing this quality product. Be sure to unpack carefully looking for small parts which may have come loose during shipment.

Read all instruction and study the drawing carefully before starting the assembly process:

HARDWARE PACK

NO	DRAWING	DESCRIPTION	SIZE	Q'TY
A		Screw	8#*1"	10pcs
B		Flat Washer	Φ5/16"×19×2	8pcs
C		Lock Washer	Φ5/16"×12×3	16pcs
D		Bolt	Φ5/16"*1-1/2"	8pcs
E		Threaded Rod	●5/16"*4-1/2"	8pcs
F		Curved Washer	L32*13*8	8pcs
G		Nut	Ø5/16"*12	8pcs
H		Hex Wrench	12MM	1pc



Adjust levelers if needed, to level case on uneven floor