



ASSEMBLY INSTRUCTION

ITEM: 6350-75203-04 Round Dining Table Base

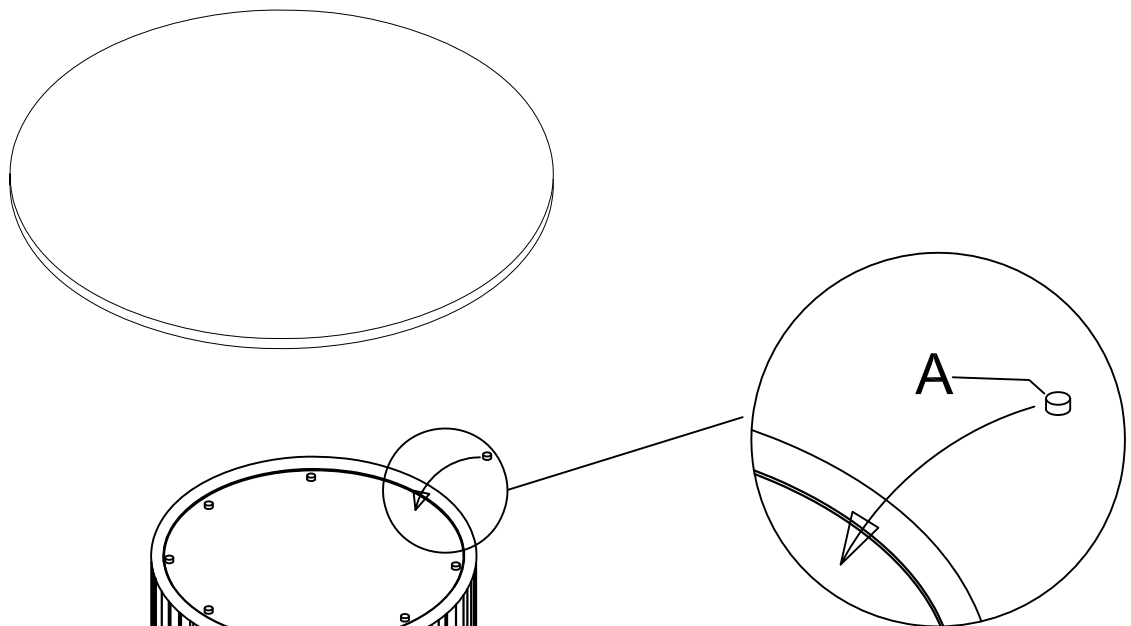
Thank you for purchasing this quality product. Be sure to unpack carefully looking for small parts which may have come loose during shipment.

Read all instruction and study the sketch carefully before starting the assembly process.

HARDWARE PACK				
NO.	DRAWING	DESCRIPTION	SIZE	Q'TY
A		Rubber Pad		8 PCS

PARTS LIST			
NO.	DRAWING	DESCRIPTION	Q'TY
1		Table Base	1 PC

Note: Glass tops sold separately.



Place rubber pads (A) on top of table base(1) as shown in diagram, then place glass top (not provided) on it.

Adjust leveler if needed to level table base on uneven floor.

