



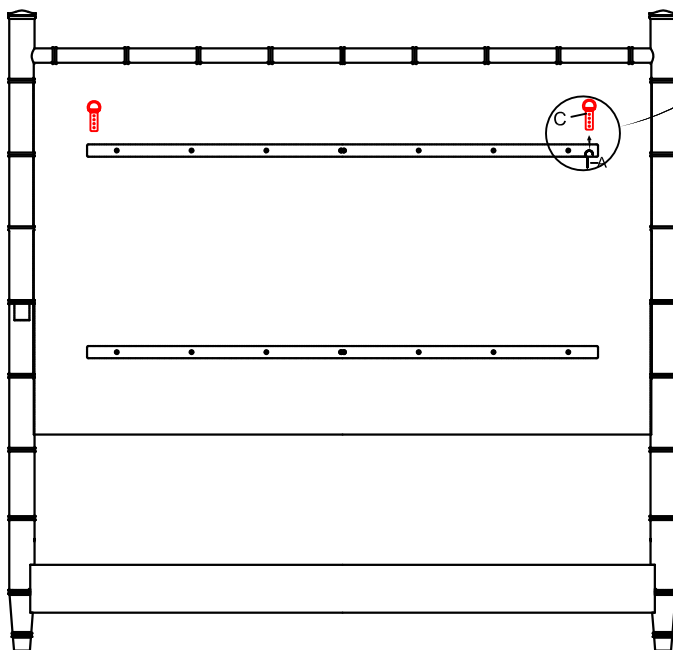
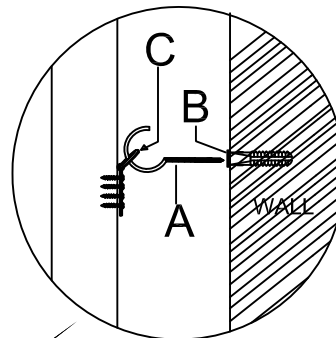
ASSEMBLY INSTRUCTION

ITEM: 6750-90151-06 5/0 Panel Headboard
6750-90167-06 6/0-6/6 Panel Headboard

Thank you for purchasing this quality product. Be sure to unpack carefully looking for small parts which may have come loose during shipment.
Read all instruction and study the drawing carefully before starting the assembly process .

HARDWARE LIST				
NO.	DRAWING	DESCRIPTION	SIZE	Q'TY
A		Hook	4*53mm	2PCS
B		Plastic Anchor	∅ 9*30mm	2PCS

STEP 1



When using headboard only, hang the metal ring (C) onto the hook (A).